

Scaled data based on original data using
LM-79-08 Approved Method: Electrical and Photometric Measurements of Solid-
State Lighting Products

Test Report Prepared for
Cooper Lighting Solutions
(formerly Eaton)

Brand: McGRAW-EDISON

Report Number: P387164

Luminaire Tested: **GWC-SA2D-830-U-5WQ**

Issue Date: 3/3/2020

Test Information

Test Method: LM-79-08
Report Number: P387164
TEST IS SCALED FROM IESNA LM-79-08 TEST DATA (G2-1903-205-2)
Test Lab: INNOVATION CENTER
Issue Date: 3/3/2020
Manufacturer: COOPER LIGHTING SOLUTIONS (FORMERLY EATON)
Product Line: MCGRAW-EDISON
Catalog Number: GWC-SA2D-830-U-5WQ
Description: GALLEON WALL LUMINAIRE
(2) 80 CRI, 3000K, 1200mA LIGHTSQUARES WITH 16 LEDS EACH AND TYPE V WIDE OPTICS
Light Source: -
Ballast/Driver: ELECTRONIC DRIVER

Summary

Lumens per Lamp: N/A
Luminaire Lumens: 13553 lumens
Efficiency: N/A
Efficacy: 105.9 lumens/watt
Luminous Opening: Rectangular (W 1' x L: 0.5' x H: 0')
IES Classification: Type V - Short
BUG Rating: B4 - U0 - G2

Input Watts (W): 128
Input Voltage (V): NR
Input Current (A_{in}): NR
Voltage Rise (V): NR
Power Factor: NR
Total Harmonic Distortion (THDi): NR
Frequency (hertz): 60
Stabilization Time: NR
Operation Time: NR
Ambient Temperature (°C): NR
Test Distance: 24 FT

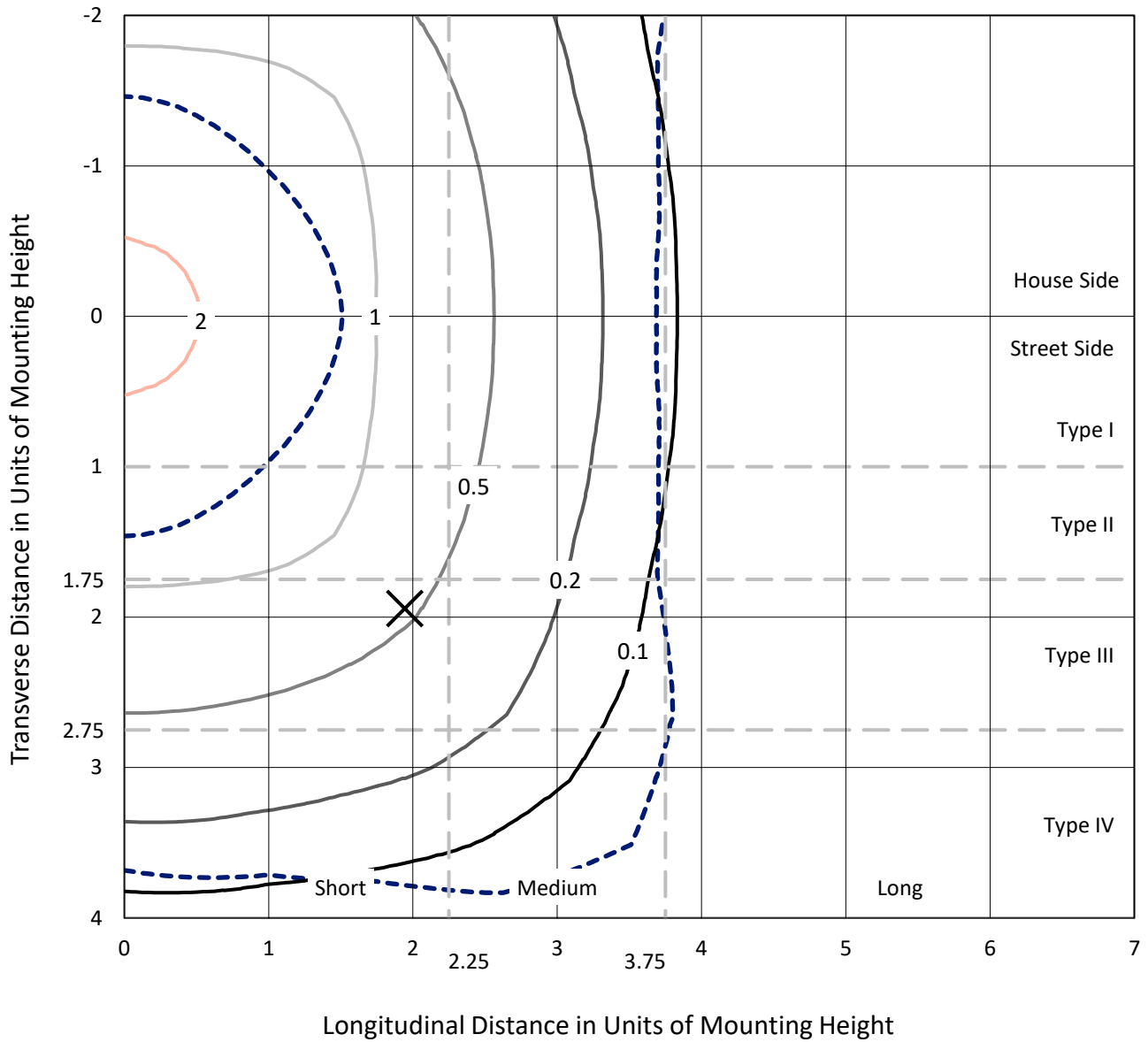


REPORT NUMBER: P387164

CATALOG NUMBER: GWC-SA2D-830-U-5WQ

Iso-Footcandle Lines of Horizontal Illumination

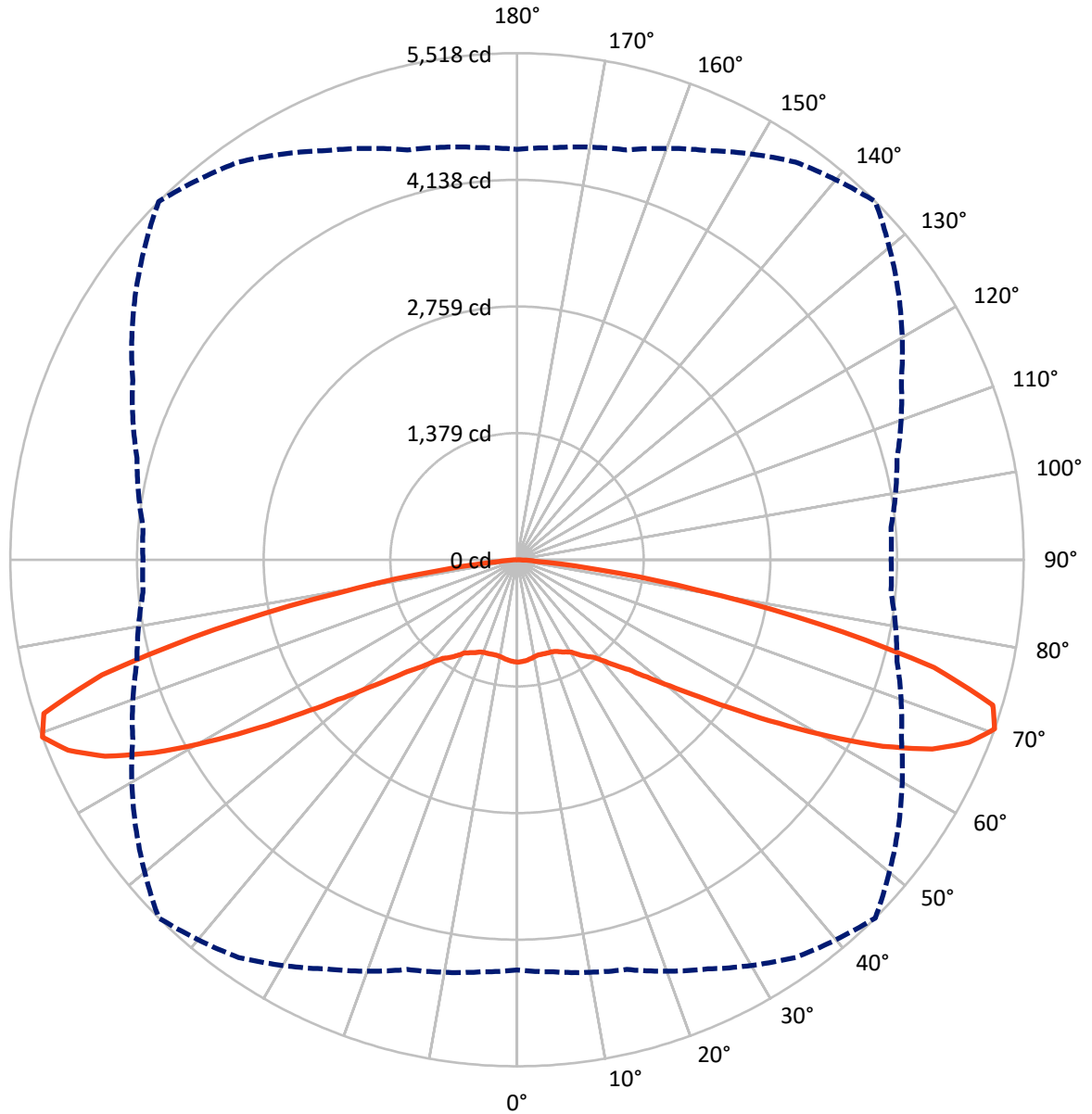
✕ Max cd
 - - - 1/2 Max cd



Based on 20 foot mounting height. Maximum calculated value = 2.8 fc
 Type V - Short - N/A

REPORT NUMBER: P387164
CATALOG NUMBER: GWC-SA2D-830-U-5WQ

Luminous Intensity Polar Plot



— Vertical Plane Through 45-Deg Lateral - - - Horizontal Cone Through 70-Deg Vertical



REPORT NUMBER: P387164

CATALOG NUMBER: GWC-SA2D-830-U-5WQ

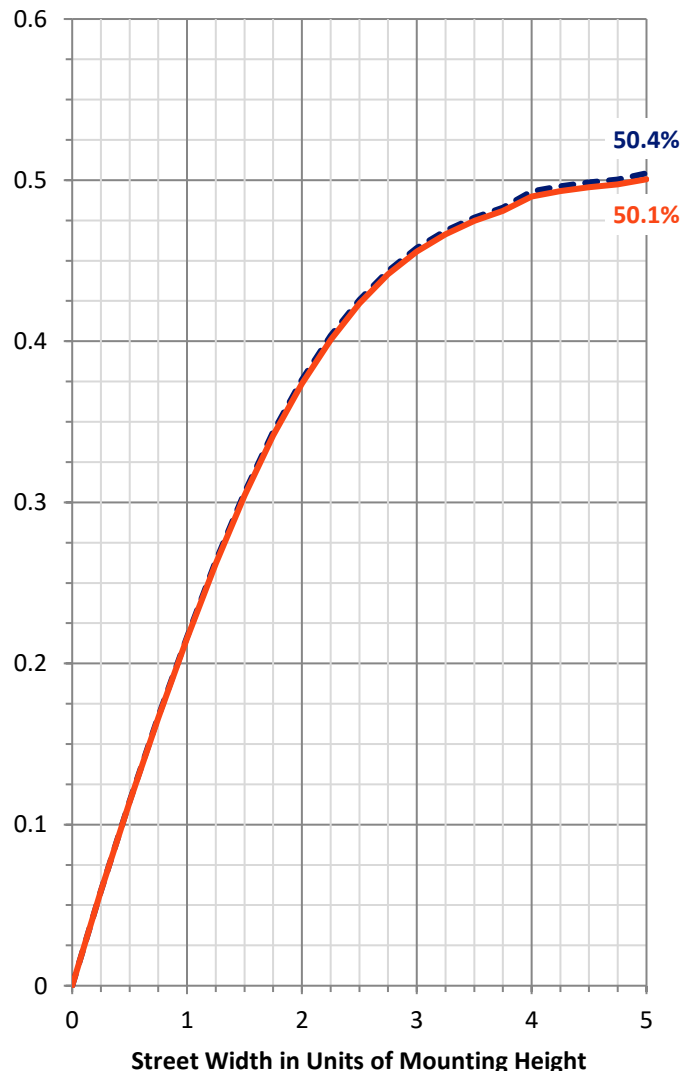
FLUX DISTRIBUTION:

		Downward	Upward	Total
House Side	Lumens	6776.5	0.0	6776.5
	% Fixture	50.0	0.0	50.0
Street Side	Lumens	6776.5	0.0	6776.5
	% Fixture	50.0	0.0	50.0
Total	Lumens	13553.0	0.0	13553.0
	% Fixture	100.0	0.0	100.0

Coefficient of Utilization

ZONAL LUMENS:

Zone	Lumens	% Fixture
0°-10°	104.1	0.8
10°-20°	304.1	2.2
20°-30°	518.5	3.8
30°-40°	810.1	6.0
40°-50°	1373.0	10.1
50°-60°	2503.7	18.5
60°-70°	4310.4	31.8
70°-80°	3378.6	24.9
80°-90°	250.5	1.8
90°-100°	0.0	0.0
100°-110°	0.0	0.0
110°-120°	0.0	0.0
120°-130°	0.0	0.0
130°-140°	0.0	0.0
140°-150°	0.0	0.0
150°-160°	0.0	0.0
160°-170°	0.0	0.0
170°-180°	0.0	0.0
0°-90°	13553.0	100.0
0°-180°	13553.0	100.0



REPORT NUMBER: P387164

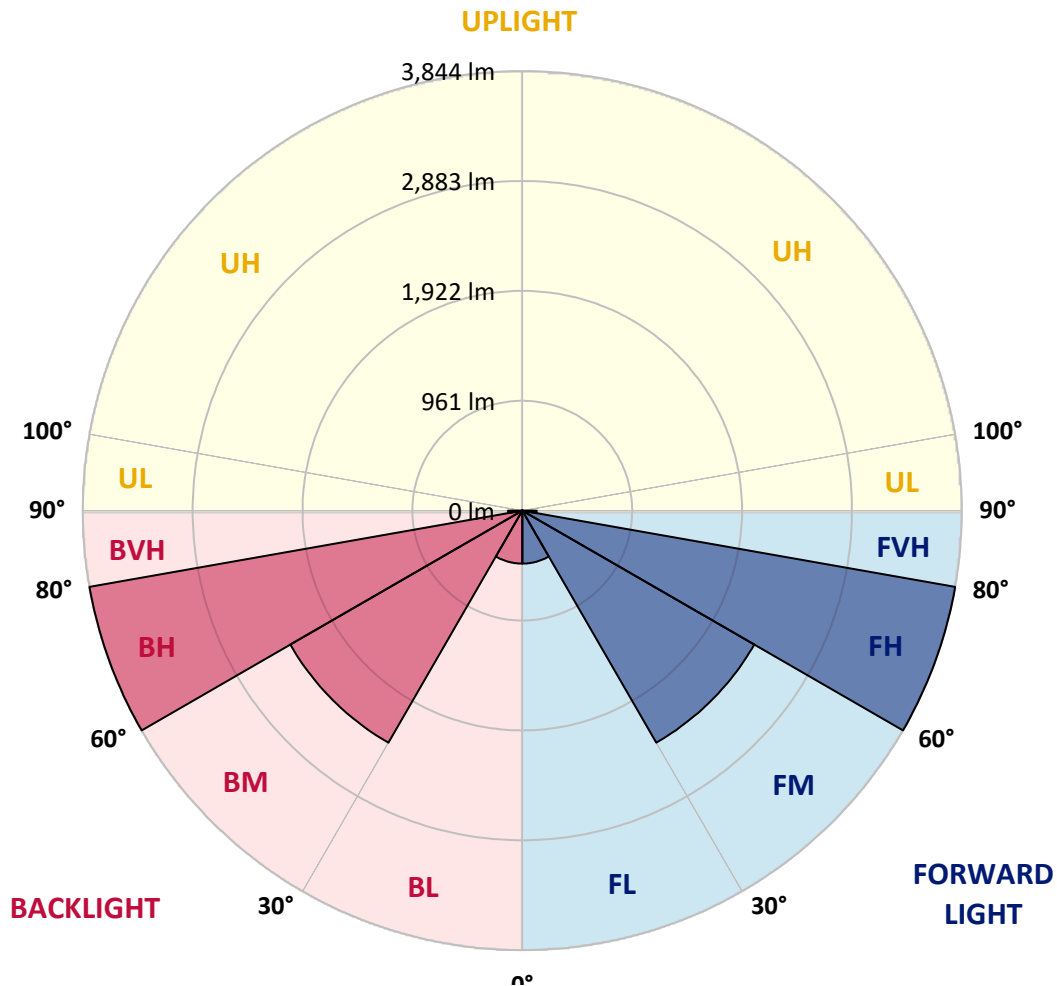
CATALOG NUMBER: GWC-SA2D-830-U-5WQ

LUMINAIRE CLASSIFICATION SYSTEM LUMEN TABLE AND BUG RATING:

Zone	Lumens	% Fixture	Zone Rating/Lumen Limit		
			B	U	G
FL (0°-30°)	463.3	3.4			
FM (30°-60°)	2343.4	17.3			
FH (60°-80°)	3844.5	28.4			G2/5000
FVH (80°-90°)	125.3	0.9			G2/225
BL (0°-30°)	463.3	3.4	B1/500		
BM (30°-60°)	2343.4	17.3	B2/2500		
BH (60°-80°)	3844.5	28.4	B4/5000		G2/5000
BVH (80°-90°)	125.3	0.9			G2/225
UL (90°-100°)	0.0	0.0		U0/0	
UH (100°-180°)	0.0	0.0		U0/0	

BUG Rating: B4-U0-G2

Type V Short





REPORT NUMBER: P387164

CATALOG NUMBER: GWC-SA2D-830-U-5WQ

CANDELA DISTRIBUTION (FULL):

	0°	5°	15°	25°	35°	45°	55°	65°	75°	85°	90°
0°	1115.4	1115.4	1115.4	1115.4	1115.4	1115.4	1115.4	1115.4	1115.4	1115.4	1115.4
2.5°	1110.5	1111.8	1110.5	1111.4	1109.1	1110.0	1110.0	1110.0	1109.6	1110.0	1109.1
5°	1100.6	1101.5	1099.7	1100.6	1099.3	1100.6	1101.1	1100.6	1099.7	1100.2	1098.4
7.5°	1085.8	1086.7	1085.4	1086.7	1084.9	1087.2	1086.7	1085.4	1084.0	1084.0	1082.2
10°	1077.8	1078.2	1074.6	1073.3	1069.2	1070.1	1071.5	1072.8	1074.2	1076.9	1076.4
12.5°	1078.2	1078.2	1072.8	1067.0	1061.2	1062.5	1064.8	1069.7	1075.1	1080.0	1080.4
15°	1082.7	1082.2	1074.2	1064.8	1060.7	1064.8	1066.1	1069.2	1077.8	1086.3	1086.7
17.5°	1085.8	1085.8	1073.3	1062.5	1062.1	1068.3	1067.9	1069.2	1078.7	1091.2	1091.7
20°	1091.7	1091.7	1075.5	1063.9	1063.9	1070.6	1071.0	1073.3	1082.7	1096.6	1098.8
22.5°	1104.7	1105.1	1088.1	1078.7	1079.5	1083.6	1084.9	1088.5	1097.0	1112.3	1115.0
25°	1123.0	1123.9	1106.4	1101.1	1104.2	1111.8	1110.9	1113.6	1123.0	1137.8	1140.5
27.5°	1148.6	1146.3	1130.2	1128.0	1131.1	1136.5	1136.0	1136.5	1144.1	1157.6	1160.7
30°	1181.8	1180.9	1169.2	1170.6	1169.2	1167.4	1167.9	1171.5	1175.5	1186.2	1189.4
32.5°	1214.0	1214.9	1207.8	1214.5	1224.4	1231.1	1220.8	1210.9	1206.4	1212.3	1214.9
35°	1272.3	1274.6	1263.4	1258.9	1272.3	1292.1	1262.9	1246.8	1255.7	1263.4	1265.6
37.5°	1371.4	1372.7	1353.9	1336.0	1326.1	1345.0	1315.8	1317.2	1348.5	1362.9	1362.4
40°	1484.4	1484.8	1472.3	1456.6	1439.5	1444.0	1432.4	1436.0	1456.6	1469.6	1473.2
42.5°	1618.9	1617.5	1597.8	1575.4	1570.5	1574.9	1555.2	1552.5	1576.3	1599.6	1600.0
45°	1793.3	1790.1	1764.6	1739.9	1716.2	1706.3	1701.4	1714.4	1747.1	1768.6	1769.1
47.5°	1981.1	1972.6	1959.1	1939.4	1918.8	1908.9	1900.9	1907.1	1930.9	1939.4	1940.3
50°	2174.3	2176.1	2178.8	2171.2	2163.6	2160.4	2139.4	2127.3	2134.4	2118.7	2116.5
52.5°	2403.4	2407.0	2433.0	2455.0	2468.0	2474.7	2434.8	2393.1	2369.8	2339.3	2330.4
55°	2673.8	2679.6	2717.7	2778.7	2841.4	2874.6	2802.4	2724.4	2652.2	2595.3	2576.9
57.5°	2975.0	2985.3	3037.8	3154.8	3283.5	3361.9	3240.0	3098.3	2958.9	2876.9	2862.5
60°	3328.3	3338.2	3410.8	3578.5	3786.9	3904.8	3720.1	3488.4	3314.9	3236.4	3210.0
62.5°	3748.8	3749.7	3838.9	4034.9	4310.1	4474.2	4224.0	3914.3	3735.4	3640.8	3615.2
65°	4201.2	4203.4	4295.8	4507.4	4792.1	4970.5	4688.1	4365.3	4146.5	4007.1	3987.3
67.5°	4520.8	4530.2	4627.5	4882.2	5148.5	5309.4	5017.1	4652.2	4399.3	4233.0	4216.4
70°	4469.7	4506.5	4620.8	4918.0	5288.4	5517.9	5070.5	4618.1	4284.6	4088.2	4074.3
72.5°	3898.1	3968.5	4120.9	4511.0	5103.2	5419.3	4779.5	4136.2	3758.7	3591.5	3566.4
75°	2654.5	2768.8	2998.8	3561.4	4359.9	4692.1	4023.6	3297.8	2942.8	2711.4	2694.4
77.5°	1183.6	1209.6	1501.0	2148.8	3008.7	3369.6	2923.5	2157.3	1619.3	1291.6	1222.6
80°	330.0	334.0	445.6	800.2	1505.9	1979.8	1616.6	840.6	472.5	333.1	313.8
82.5°	104.9	113.9	139.0	207.6	506.2	903.4	519.6	224.2	159.6	127.3	114.8
85°	51.1	50.7	70.4	84.3	129.1	199.9	137.6	104.0	91.0	60.5	54.7
87.5°	21.5	22.0	32.7	29.6	37.7	32.3	44.4	46.6	48.9	26.9	23.3
90°	0.0	0.0	0.0	0.0	0.0	0.0	0.0	0.0	0.0	0.0	0.0

Signify Classified - Internal
Cooper Lighting Solutions Photometric Lab
1121 Highway 74 South
Peachtree City, GA 30269

Scaled Data Report



Report Generated By 670245982

Signify Classified - Internal
Cooper Lighting Solutions Photometric Lab
1121 Highway 74 South
Peachtree City, GA 30269

Scaled Data Report



Signify Classified - Internal
Cooper Lighting Solutions Photometric Lab
1121 Highway 74 South
Peachtree City, GA 30269

Scaled Data Report



Signify Classified - Internal
Cooper Lighting Solutions Photometric Lab
1121 Highway 74 South
Peachtree City, GA 30269

Scaled Data Report





--- HS — SS

Signify Classified - Internal
Cooper Lighting Solutions Photometric Lab
1121 Highway 74 South
Peachtree City, GA 30269

Scaled Data Report



u

Signify Classified - Internal
Cooper Lighting Solutions Photometric Lab
1121 Highway 74 South
Peachtree City, GA 30269

Scaled Data Report



(END OF REPORT)